



HETTICH BENELUX PLANT GROWTH CABINETS

- Upto 70% lower energy consumption
- Reproducible wide spectrum daylight LED
- Homogeneous dimmable lighting
- `no dark corners`, maximising shelf area
- Light intensities upto 1100 μMol (4-colour LED available)
- Flexible shelving system, maximising growth height
- Minimal heat radiation on the plants
- Accurate climate control
- Internet connectivity



HETTICH BENELUX B.V.

HETTICH BENELUX PLANT GROWTH CABINETS

ENERGY CONSUMPTION & SAVING MONEY



The chart below shows the possible savings to be made when using the Hettich Benelux PRC 1200 SL unit over estimated whole life of cabinet. Conditions in the PRC unit were lights on for 12 hours, lights off for 12 hours and temperature 22°C with 60% rH.

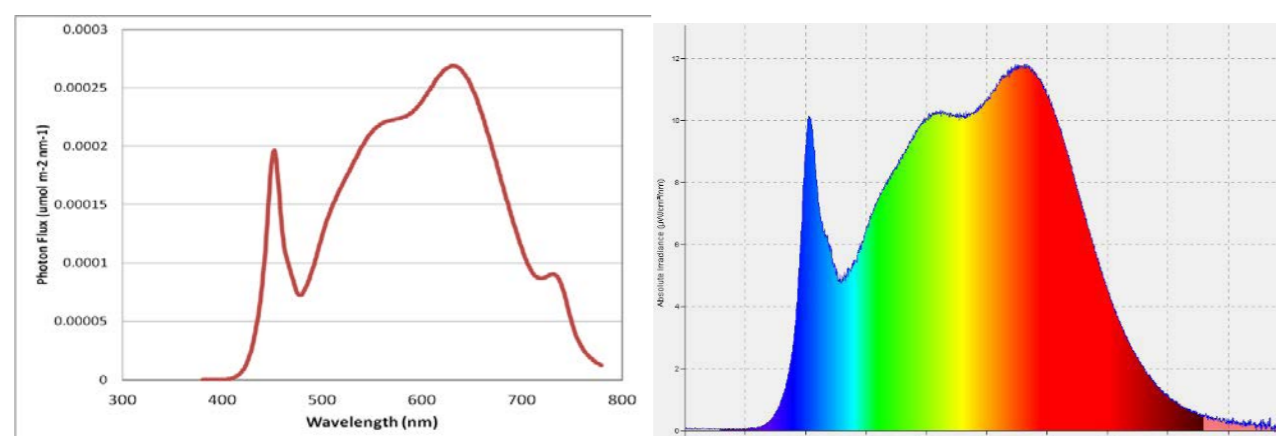
Conditions in competitors units are unknown. Cost of kilowatt electricity was taken as € 0.21

Model	kW per 24 hours	Whole life cost (euro)*	% savings achieved against competitor
PRC 1200 SL	16.8	19315	
Competitor A	47.04	54084	64
Competitor B	56.4	64840	70

* 15 years


LED LIGHT SYSTEM

- 100% homogeneous light at 31 mm below the LED lights; almost full light coverage on the work area and no 'dark corners'.
- The LED lights are fully dimmable between 10% and 100%; this function is linear.
- 100% PAR light spectrum; close to day light.
- White wide spectrum LED light with independent switchable far-red LED lighting.
- Low energy consumption.
- The LED lights produce minimal heat. Therefore only a low airflow in the cabinets is required to reach the programmed temperature with high temperature stability inside the chamber, which leads to less stress on the plants.

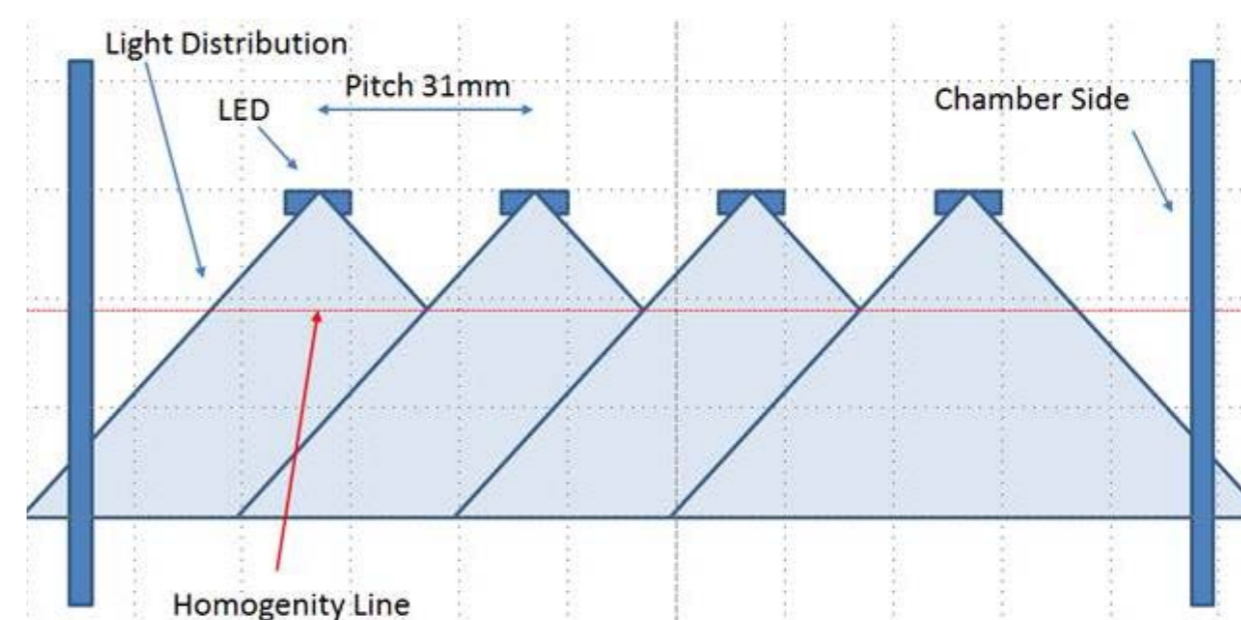


HETTICH BENELUX PLANT GROWTH CABINETS

LED



These pictures show how the Hettich Benelux LED's are mounted under the light shelf and also how homogeneity is achieved at 31 mm. Hettich Benelux standard LED are custom made LED, designed to provide a spectrum as close to daylight as possible. Our LED's offer a lifetime of over 30000 hours. A 4 colour (white, red, far-red and blue) shelf is also available as an option. This has a total light intensity of 275 µMol. Each colour LED can be adjusted from 10 - 100% or even switched off; this allows multiple spectrum to be created.



HETTICH BENELUX PLANT GROWTH CABINETS

MORE BENEFITS FOR YOU

HETTICH BENELUX PLANT GROWTH CABINETS

MORE BENEFITS FOR YOU



HETTICH BENELUX PLANT GROWTH CABINETS

FACTS & FIGURES



Hettich Benelux - PRC 600 WL*

- Exterior dimensions: 710 x 980 x 2025 mm (w x d x h).
- Internal volume: 575 liters.
- Exterior / Interior: white / stainless steel white coated.
- Humidity system: ultrasonic (optional).
- Growth area: 3 shelves (625 D x 530 W mm = 1 m²).
- LED's : 200 μMol, 400 μMol or 1100 μMol.
- Growth height at 3 LED layers: 400 mm.

Hettich Benelux - PRC 1200 WL*

- Exterior dimensions: 905 x 1295 x 2050 mm (w x d x h).
- Internal volume: 968 liters.
- Exterior / Interior: white / stainless steel white coated.
- Humidity system: ultrasonic (optional).
- Growth area: 3 shelves (875 D x 625 W mm = 1.65 m²).
- LED's : 200 μMol, 400 μMol or 1100 μMol.
- Growth height at 3 LED layers: 400 mm.



Hettich Benelux - PRC 1200 SL*

- Exterior dimensions: 910 x 1295 x 2050 mm (w x d x h).
- Internal volume: 968 liters.
- Exterior / Interior: white / stainless steel white coated.
- Humidity system: ultrasonic (optional).
- Growth area: max. 15 shelves (875 D x 625 W mm = 9 m²).
- LED's : 200 μMol (optional 400 μMol)


* PRC 600 WL, 1200 WL and 1200 SL: air cooled cooling system.

HETTICH BENELUX PLANT GROWTH CABINETS

FACTS & FIGURES

Hettich Benelux - PRC 1700 WL**

- Exterior dimensions: 2070 x 950 x 2070 mm (w x d x h).
- Internal volume: 1522 liters.
- Exterior / Interior: white / stainless steel white coated.
- Humidity system: ultrasonic (optional).
- Growth area: 3 shelves (600 D x 1300 W mm = 2.34 m²).
- LED's : 200 μMol, 400 μMol or 1100 μMol.
- Growth height at 3 LED layers: 490 mm.



Hettich Benelux - PRC 3200 WL**

- Exterior dimensions: 3523x 992 x 2014 mm (w x d x h).
- Internal volume: 3075 liters.
- Exterior / Interior: white / stainless steel white coated.
- Humidity system: ultrasonic (optional).
- Growth area: 6 shelves (600 D x 1300 W mm = 4.68 m²).
- LED's : 200 μMol, 400 μMol or 1100 μMol.
- Growth height at 3 LED layers: 490 mm.

7
6

APPLICATIONS

General plant research applications

Plant pathology research

Arabidopsis research

Plant tissue culture

General incubator applications

Drosophila research

Entomology

In vitro plant growth studies

Seed germination studies

** PRC1700 WL, 3200 WL: water cooled cooling system.



OTHER PRODUCT GROUPS:

ASPIRATION SYSTEMS
AUTOCLAVE & STERILISORS
CENTRIFUGES
FLOW CABINETS
HYPOTHERMIA CABINETS
INCUBATORS & ACCESSORIES
CLIMATE CABINETS & CHAMBERS
REFRIGERATORS & FREEZERS
MEDIA PREPARATORS
MONITORING SYSTEMS
OIL & WATER BATHS
OSMOMETERS & DAIRY EQUIPMENT
OVENS
LABORATORY GLASWARE WASHERS
PHARMACEUTICAL STABILITY CABINETS
THERMOMIXERS, THERMOBLOCKS & SHAKERS
VACUUM CONCENTRATORS
FREEZE DRYING